

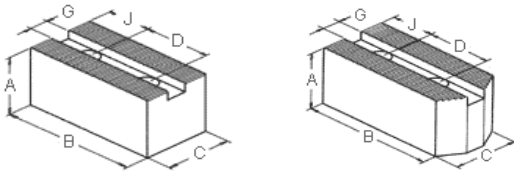
VERTECH INT'L INC

420 Station Road
Quakertown, PA 18951

Phone: 215-529-0300

Fax: 215-529-0469

SOFT JAWS - 1.5MM X 60 SERRATIONS
For Kitagawa, Howa, Suga, Nikko, Matsumoto & other Chucks



Available in 1018 CRS or 6061-T6 Aluminum

Chuck Dia Inch	Critical Dimensions							STEEL
	Groove Width G	Bolt Size	Center to Center D	Hole to Front J	Width Inch C	Length Inch B	Height Inch A	Vertech Part Number
4"	0.394	8MM	0.551	1.000	1.000	2.000	1.00	KT 4105F
	0.394	8MM	0.551	1.000	1.000	2.000	2.00	KT 4205F
5"	0.394	8MM	0.713	1.250	1.000	2.375	1.50	KT 5153F
6"	0.433	8MM	0.985	1.625	1.000	3.000	1.50	SG 6150F
	0.433	8MM	0.985	1.625	1.000	3.000	3.00	SG 6300F
	0.472	10MM	0.787	1.625	1.250	3.000	1.00	KT 6100F
	0.472	10MM	0.787	1.625	1.250	3.000	1.50	KT 6150F
	0.472	10MM	0.787	1.625	1.250	2.000	2.00	KT 6200F
	0.472	10MM	0.787	1.625	1.250	3.000	2.50	KT 6250F
	0.472	10MM	0.787	1.625	1.250	3.000	3.00	KT 6300F
	0.472	10MM	0.787	1.625	1.250	3.000	4.00	KT 6400F

NOTE: When specifying "Pointed" Jaws, replace the "F" in the part number with "P"

Vertech International Inc. Order Toll Free: 1-877-967-5465 Fax: 215-529-0469

E-Mail: sales@877workhold.com

VERTECH INT'L INC

420 Station Road
Quakertown, PA 18951

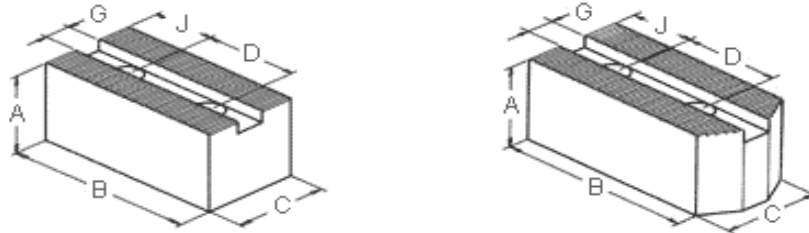
Phone: 215-529-0300

Fax: 215-529-0469

SOFT JAWS - 1.5MM X 60 SERRATIONS

For Kitagawa, Howa, Suga, ,Nikko, Matsumoto & other Chucks

Available in 1018 CRS or 6061-T6 Aluminum



Chuck Dia Inch	Critical Dimensions							STEEL
	Groove Width G	Bolt Size	Center to Center D	Hole to Front J	Width Inch C	Length Inch B	Height Inch A	Vertech Part Number
8"	0.551	12MM	0.984	2.000	1.500	3.75	1.50	KT 8150F
	0.551	12MM	0.984	2.000	1.500	3.75	2.00	KT 8200F
	0.551	12MM	0.984	2.000	1.500	3.75	3.00	KT 8300F
	0.551	12MM	0.984	2.000	1.500	3.75	4.00	KT 8400F
	0.551	12MM	0.984	2.250	1.500	4.00	2.00	KT 8201F
	0.551	12MM	0.984	2.250	1.500	4.00	3.00	KT 8301F
	0.551	12MM	0.984	2.250	1.500	4.00	4.00	KT 8401F
	0.551	12MM	0.984	2.000	1.500	3.75	5.00	KT 8500F
	0.630	12MM	0.984	2.000	1.500	3.75	2.00	HO 8200F
	0.630	12MM	0.984	2.000	1.500	3.75	3.00	HO 8300F
	0.669	12MM	0.905	2.000	1.500	3.75	2.00	AB 8200

NOTE: When specifying "Pointed" Jaws, replace the "F" in the part number with "P"

Vertech International Inc.

Order Toll Free: 1-877-967-5465

Fax: 215-529-0469

E-Mail: sales@877workhold.com

VERTECH INT'L INC

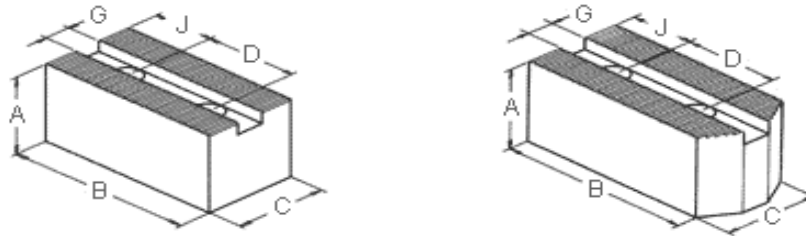
420 Station Road
Quakertown, PA 18951

Phone: 215-529-0300

Fax: 215-529-0469

SOFT JAWS - 1.5MM X 60 SERRATIONS
For Kitagawa, Howa, Suga, Nikko, Matsumoto & other Chucks

Available in 1018 CRS or 6061-T6 Aluminum



Critical Dimensions								STEEL
Chuck Dia Inch	Groove Width G	Bolt Size	Center to Center D	Hole to Front J	Width Inch C	Length Inch B	Height Inch A	Vertech Part Number
10"	0.630	12MM	1.181	2.375	1.50	4.50	2.00	KT 10200F
	0.630	12MM	1.181	2.375	1.50	4.50	3.00	KT 10300F
	0.630	12MM	1.181	2.375	1.50	4.50	4.00	KT 10400F
	0.630	12MM	1.181	2.375	1.50	4.50	6.00	KT 10600F
	0.709	14MM	1.181	2.375	1.50	4.50	2.00	HO 10200F
	0.630	12MM	1.250	2.375	1.50	4.50	2.00	MT 10200F
	0.630	12MM	1.181	2.875	1.50	5.00	2.00	KT 10201F
	0.630	12MM	1.181	2.875	1.50	5.00	3.00	KT 10301F
	0.630	12MM	1.181	2.875	2.00	5.25	2.00	KT 10205F
0.630	12MM	1.181	2.875	2.00	5.25	3.00	KT 10305F	

NOTE: When specifying "Pointed" Jaws, replace the "F" in the part number with "P"

Vertech International Inc.

Order Toll Free: 1-877-967-5465

Fax: 215-529-0469

E-Mail: sales@877workhold.com

VERTECH INT'L INC

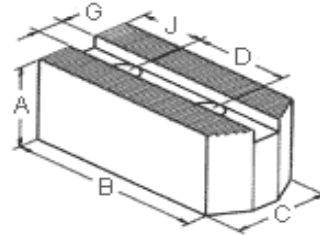
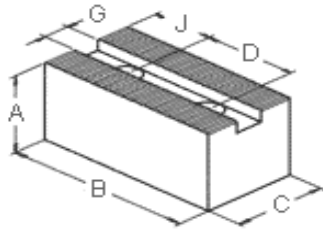
420 Station Road
Quakertown, PA 18951

Phone: 215-529-0300

Fax: 215-529-0469

SOFT JAWS - 1.5MM X 60 SERRATIONS
For Kitagawa, Howa, Suga, Nikko, Matsumoto & other Chucks

Available in 1018 CRS or 6061-T6 Aluminum



Critical Dimensions								STEEL
Chuck Dia Inch	Groove Width G	Bolt Size	Center to Center D	Hole to Front J	Width Inch C	Length Inch B	Height Inch A	Vertech Part Number
12"	0.709	14MM	1.181	3.125	2.00	5.50	2.00	KT 12200F
	0.709	14 MM	1.181	3.125	2.00	5.50	2.50	KT 12250F
	0.709	14MM	1.181	3.125	2.00	5.50	3.00	KT 12300F
	0.709	14MM	1.181	3.125	2.00	5.50	4.00	KT 12400F
	0.709	14MM	1.181	3.625	2.00	6.00	2.00	KT 12201F
	0.827	16MM	1.181	3.125	2.00	5.50	2.00	KT 12208F
	0.827	16MM	1.181	3.125	2.00	5.50	2.50	KT 12258F
	0.827	16MM	1.181	3.125	2.00	5.50	3.00	KT 12308F
	0.827	16MM	1.181	3.125	2.00	5.50	4.00	KT 12408F
	0.827	16MM	1.378	3.125	2.00	5.50	2.50	HO 12250

NOTE: When specifying "Pointed" Jaws, replace the "F" in the part number with "P"

Vertech International Inc.

Order Toll Free: 1-877-967-5465

Fax: 215-529-0469

E-Mail: sales@877workhold.com

VERTECH INT'L INC

420 Station Road
Quakertown, PA 18951

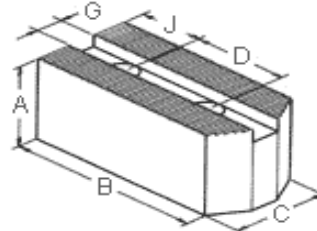
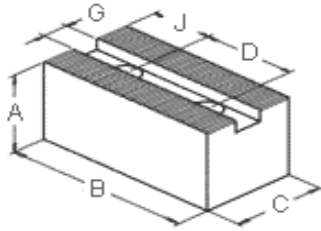
Phone: 215-529-0300

Fax: 215-529-0469

SOFT JAWS - 1.5MM X 60 SERRATIONS

For Kitagawa, Howa, Suga, Nikko, Matsumoto & other Chucks

Available in 1018 CRS or 6061-T6 Aluminum



Critical Dimensions								STEEL
Chuck Dia Inch	Groove Width G	Bolt Size	Center to Center D	Hole to Front J	Width Inch C	Length Inch B	Height Inch A	Vertech Part Number
15"	0.866	20MM	1.690	3.437	2.50	6.50	2.50	KT 15250F
	0.866	20MM	1.690	3.437	2.50	6.50	3.00	KT 15300F
	0.866	20MM	1.690	3.437	2.50	6.50	4.00	KT 15400F
	0.866	20MM	1.690	4.437	2.50	7.50	2.50	KT 15255F
	0.866	20MM	2.360	2.750	2.50	6.50	2.50	KT 15252F
	1.005	20MM	1.690	3.437	2.50	6.50	3.00	KT 15301F

NOTE: When specifying "Pointed" Jaws, replace the "F" in the part number with "P"

Vertech International Inc.

Order Toll Free: 1-877-967-5465

Fax: 215-529-0469

E-Mail: sales@877workhold.com